Grade 4

4-ESS2-1
3-5-ETS1

inksplash

Plan It!

What you will need:

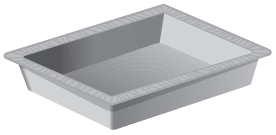
tray


watering can

sand or soil

scissors

rocks


2 or 3 large books

bucket


small toys

Think About It!

Put a little dirt into the tray. Sprinkle water on it. Observe what happens.

What happens when the water hits the soil?

How is wet soil different from dry soil?

How might your observations change if the soil were on a slope?

© Inksplash, LLC. All rights reserved.

Try It!

Ask an adult for help!

1. Use the scissors to poke a hole in the bottom of one side of the pan.

2. Put the pan on a table. Place two or three books under one end of the pan. The side with the hole should be hanging off the table.

3. Make a hill at the top of the pan.

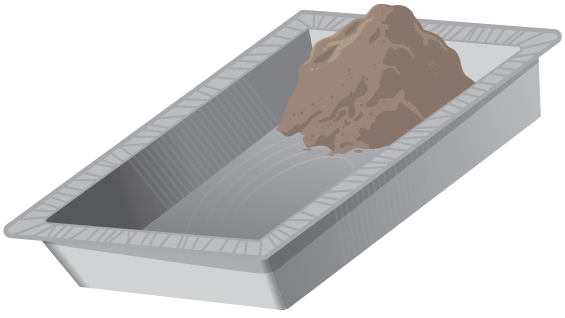

4. Use the watering can to make it rain.

What happened to the hill?

Try It Again!

What do you think will happen if you make it rain harder or for a longer period of time?

What do you think will happen if you make the slope of the hill steeper?

Design It!

Imagine there is a town at the bottom of the hill.

What problem could this town have if there were a lot of rain?

What could you do to solve this problem?